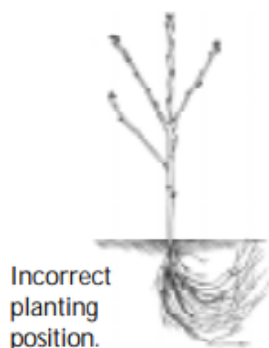
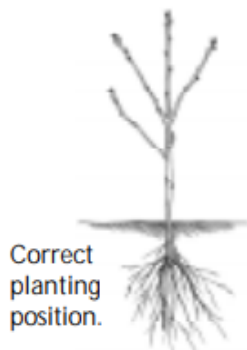


PLANTING INSTRUCTIONS

- Keep seedlings roots moist at all times. Transport trees in a bucket with water covering the roots or keep roots under wet material.
- Do not leave bags of trees in the sun!
- Plant seedlings so that the root collar is slightly below ground line. Trees may not survive if their roots are exposed.
- Plant seedlings so that the main root is straight down, not doubled or sharply bent. Seedlings planted with “U-shaped” roots grow poorly. It is better to trim extremely long roots.
- Plant seedlings in an upright position, with soil firmly packed about the root system and leaving no air pockets.

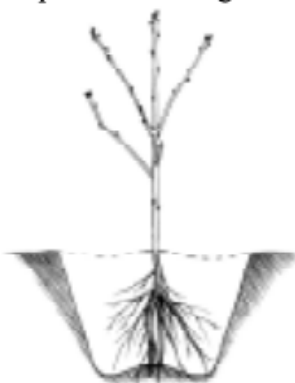


Using a shovel or auger, plant the tree in a hole deep enough and large enough to hold the roots of the tree. Place the tree in the hole so that roots are not doubled or bent, fill in with loose dirt and pack to achieve good root-to-soil contact.

Slightly depress surface soil for water penetration.

Pack soil, removing all air pockets.

Use soil to help open the roots.



PICK A LOCATION FOR YOUR TREE

- If you are placing a tree to shade your house, it's good to be 20 to 30 feet away from the house.
- Stay 15 feet from concrete sidewalks or driveways.
- Call 811 before you dig. Flag the location for the tree and 811 will come locate any nearby buried utilities lines.
- If you want to plant a tree on the boulevard, contact your city forester or city government to find out requirements for planting.



**Know what's below.
Call before you dig.**

CARE OF SEEDLINGS PRIOR TO PLANTING

The planting season in Iowa is generally April 1st to mid-May. It is best to plant seedlings as soon as you receive them. If this is not possible, they should be stored in a cooler at 35°F. If this is not possible, keep as cool as possible, in a location that does not allow freezing and thawing. Seedlings lose their vigor if stored for long periods.

AFTER PLANTING CARE

- Apply approximately 6 inches of mulch in a 2-foot diameter circle leaving room for your 5-gallon bucket.
- Protect your tree from rabbits and deer with a 2-foot diameter circle of plastic or wire fence around it standing roughly 5 to 6 foot tall.
- Water your tree once per week for at least the first year until freeze up in the late fall or winter. An easy way to do this is to drill a 1/8" hole, 1" from the bottom of a 5-gallon bucket. Position the bucket so the hole faces the tree and fill the bucket once per week.

THANKS TO THE US FOREST SERVICE AND THE IOWA STATE FOREST NURSERY FOR THE TREES

Call with Questions! (563) 382-4207 ext 2

